

Terry F. White  
**SECRETARY**


Jeb Bush  
**GOVERNOR**



4040 ESPLANADE WAY  
TALLAHASSEE  
FLORIDA, 32399-7000

phone 850.414.2000  
fax 850.414.2004  
TDD 850.414.2001

# THE STATE OF FLORIDA 2002 ALZHEIMER'S DISEASE INITIATIVE




Administration on Aging  
Performance Outcomes Measures Project IV (POMP) Kick-Off  
December 12 -13, 2002  
Chevy Chase, MD

*Prepared By:*  
DOEA Planning & Evaluation Unit  
<http://elderaffairs.state.fl.us>




# *What is the Alzheimer's Disease Initiative?*

---




The *Alzheimer's Disease Initiative* (ADI) was legislatively created in 1985 to provide a continuum of services to meet the changing needs of individuals with Alzheimer's disease, and similar memory disorders, and their families.



## SPECIFIC SERVICES/ACTIVITIES PROVIDED:

- ★ Respite Services For Care Giver Relief
- ★ Memory Disorder Clinics (MDCs)
- ★ Model Day Care
- ★ Resource Database and Brain Bank





## *Development & Testing of ADI Measures*




---

The Florida Office of Program Policy Analysis and Government Accountability (OPPAGA) requested that DOEA develop ways to measure caregiver satisfaction with services for Alzheimer's Disease Initiative (ADI) customers. These measures (and current standards) are:

Percent of caregivers that judge ADI caregiver support home and community based services as excellent or very good (73%).




Percent of ADI caregivers that think that home and community based services help them "a lot" to be better caregivers (81%).

Percent of ADI caregivers that think that home and community based enabled them to provide care for a longer period of time (96%).








# Caregiver Satisfaction with ADI Services



Service	Percent of Caregivers Who Judged the Services Excellent or Very Good
Respite at Home	75%
Adult Day Care	74%
Caregiver Support Group	70%
ADI Caregiver Services Average	73%
All HCBS Services	83%





# Caregiver Service Performance Measures



Measure of Service Performance	Percent of Caregivers
Percent of caregivers that said the services “help a lot to be a better caregiver”	81%
Percent of caregivers that said services provided enabled them to provide care for a longer time	96%



# Risk Score Algorithm






## Risk Score Algorithm

Variable	(A) Coefficient	(B) Value of Variable
No Primary Caregiver	1.6857	1 if no caregiver
Living Alone	0.0972	1 if living alone
Count Backwards from 20	0.2577	number of errors to maximum of 10
Number of ADLs	0.4703	number of ADLs for which help is required
Bed Sores	0.3162	1 if customer has bed sores
Cancer	0.7505	1 if customer has cancer
Dementia	0.1292	1 if customer is demented
COPD	0.2148	1 if customer has emphysema or COPD
Liver Disease	0.2270	1 if customer has liver disease
Pneumonia	0.6686	1 if customer has pneumonia
Stroke	0.3272	1 if customer has had a stroke
Number of Special Services	0.4926	number of special therapies (occupational, ect.)
3 or More Medications	1.1201	1 if customer uses 3 or more medications
Significant Weight Loss/Gain	0.2060	1 if customer has had significant weight gain/loss
Constant Term	-5.7077	1 for all

$$\text{Risk Score} = \text{Exponential}(\text{sum}((A) \times (B)) / (1 + \text{Exponential}(\text{sum}((A) \times (B))))$$



# Cost Benefit Analysis



<b>Cost Benefit Analysis ADI for Calendar Year 2001</b>			
(1)		Monthly Average Community Cost of Care (HCBS)	\$609
(2)		Assessed Risk Score	57.00%
(3)		Nursing Home Average Monthly Cost	\$2,835
(4)		ADI Months of Service	18,371
(5)	(1) x (4)	ADI Total Cost	\$11,187,939
(6)	(2) x (4)	ADI Nursing Home Months Prevented	10,471
(7)	(3) x (6)	Cost of Nursing Home Months Prevented	\$29,686,617
(8)	(6) - (5)	Net Benefit ADI	\$18,498,678
(9)	(7)/(5)	Efficiency Ratio	2.65
<b>General Revenue Cost Benefit Analysis</b>			
(10)		GR percent share of Medicaid Payments	43.57%
(11)	(10) x (7)	GR Share of Medicaid Payments	\$12,934,459.22
(12)	(11) - (5)	GR Savings from ADI Nursing Home Prevention	\$1,746,520.22
	(11)/(5)	GR ADI Efficiency Ratio	1.16



## *For Further Information*

---

Department of Elder Affairs

– <http://elderaffairs.state.fl.us/doea/ea.html>

For further information, please contact:

Laurie Koburger, M.A.

4040 Esplanade Way, Suit 280

Tallahassee, FL 32399-7000

Phone (850) 414-2000

Fax (850) 414-2008

[Koburgerl@elderaffairs.org](mailto:Koburgerl@elderaffairs.org)

